




(PARALLEL FLOW) UTR1 SERIES

The UTR1 Parallel Flow is applied where a specific heat transfer requirement is needed at very high liquid flows, and square or rectangular stacks along with confined area restrictions have to be addressed. The UTR1 is offered in stainless, carbon, or Al-Fuse fin tubing with bare tube thru 8 fins per inch spacing selection flexibility. With over 100 different face areas available, unlimited rows deep, many possible selections adapt easily to the design needs. The capability of quickly removing fin tube rows or core assemblies from the shell, without disturbing the exhaust gas connections, reduces down time and allows for easy periodic inspection and cleaning as required.



Parallel Header Manifold (High Liquid Flow) for Low Static Head

Removable Core Bundle Assemblies

Removable Inspection Access Door (Finned Tube Rack Assembly Access)

Stainless Steel Interior

Optional Exhaust Adapters with Mating Flanges

Optional Access Door (Finned Tube Top Inspection and/or Cleaning)


Factory Insulation 2-6" Thickness Available





(GIANT SERIES FLOW) UTR1 SERIES

The Giant UTR1 Series is applied where a very large heat transfer requirement is needed, and square or rectangular stacks along with confined area restrictions have to be addressed. The UTR1 is offered in stainless, carbon, or Al-Fuse fin tubing with bare tube thru 8 fins per inch spacing selection flexibility. With over 100 different face areas available, unlimited rows deep, many possible selections adapt easily to the design needs. The capability of quickly removing fin tube rows or core assemblies from the shell, without disturbing the exhaust gas connections, reduces down time and allows for easy periodic inspection and cleaning as required.



Inspection Door Assembly

High Liquid Flow Header Manifold for Low Static Head



Optional Access Door (Finned Tube Inspection and/or Cleaning)

Factory Insulation 2-6" thickness available

Removable Inspection Access Door (Finned Tube Rack Assembly Access)

Heating Surface Face Area up to 180"w. x 150"h.

Stainless Steel Interior


Finned Tube Assembly (Nickel Brazed/Welded)






(SERIES FLOW) UTR1 SERIES

The UTR1 Series Flow is applied where a specific heat transfer requirement is needed, and square or rectangular stacks along with confined area restrictions have to be addressed. The UTR1 is offered in stainless, carbon, or Al-Fuse fin tubing with bare tube thru 8 fins per inch spacing selection flexibility. With over 100 different face areas available, unlimited rows deep, many possible selections adapt easily to the design needs. The capability of quickly removing fin tube rows or core assemblies from the shell, without disturbing the exhaust gas connections, reduces down time and allows for easy periodic inspection and cleaning as required.



Optional Exhaust Adapters with 150lb RF Flanges

Optional Access Door (Finned Tube Inspection and/or Cleaning)



Removable Inspection Access Door (Finned Tube Rack Assembly Access)

High Liquid Flow Header Manifold for Low Static Head

Factory Insulation 2-6" Thickness Available